

---

FEBRUARY 8, 2022

SPECIAL ELECTION

---

Official Returns  
*of the*  
Special Election  
*held in*


Douglas County  
State of Washington




## Oath of County Auditor or Supervisor of Elections

STATE OF WASHINGTON            )  
  ) ss.  
COUNTY OF DOUGLAS

I solemnly swear that the returns of the Special Election held on February 8, 2022 in Douglas County, State of Washington, have been in no way altered and that they are the same as when they were deposited in my office.

  
\_\_\_\_\_  
County Auditor or Supervisor of Elections

Subscribed and sworn to me this 18th day of February, 2022

  
\_\_\_\_\_  
Chairman, County Legislative Authority


## Certification of the Canvassing Board

STATE OF WASHINGTON            )  
  ) ss.  
COUNTY OF DOUGLAS


The undersigned officers designated by law as constituting the Canvassing Board for the County of Douglas, State of Washington, hereby certify that this is a full, true and correct copy of the Abstract of Votes including the cumulative results, precinct results, and a reconciliation report of votes cast at the Special Election held on February 8<sup>th</sup>, 2022, in Douglas County, State of Washington, and that the following are the true and reconciled numbers of voters and votes counted.

Witness our hands and official seal this 18th day of February, 2022



  
\_\_\_\_\_  
County Auditor or Supervisor of Elections

  
\_\_\_\_\_  
Chairman, County Legislative Authority

  
\_\_\_\_\_  
CIVIL County Prosecuting Attorney

# Douglas County Auditor

## Reconciliation Form

### General information

County name Douglas  
Election date 2/8/2022

### Registered voters eligible to participate

Active registered voters 2,973  
Inactive registered voters 209

### Category Reconciliation (detailed accounting of ballots)

	Issued (number of voters issued ballots)	Credited voters in VoteWA (envelopes containing ballots)	Ballots Accepted (Counted / Tabulated)	Ballots not counted		Discrepancy (If zero, category balances)
				Ballots forwarded to other counties	Ballots Rejected	
UOCAVA	28	1	1	N/A	0	0
Federal write-in	N/A	0	0	N/A	0	0
Provisional	0	0	0	0	0	0
DREs	0	0	0	N/A	0	0
All voters not reported in above categories	2,994	1,255	1,241	0	14	0
<b>Total for all voter categories</b>	<b>3,022</b>	<b>1,256</b>	<b>1,242</b>	<b>0</b>	<b>14</b>	<b>0</b>

### Summary

#### Reconciliation

##### Overall Ballot Reconciliation

Ballots Received	1,256
Ballots Accepted	1,242
Ballots Not Counted	14
<b>Discrepancy</b>	<b>0</b>

##### Voters credited to ballots counted

Credited voters in VoteWA	1,242
Credited envelopes without ballots	0
Voters not credited in VoteWA (examples: FWAB or ACP)	0
<b>Total valid ballots</b>	<b>1,242</b>
<b>Discrepancy</b>	<b>0</b>

#### Additional Information

##### Replacement Ballots

Requested	30
Issued	30
Returned	16
Counted	16
Rejected	0

##### Return method

Email	0
Fax	0
Deposited at staffed, unstaffed deposit sites and voting centers	470
Non-UOCAVA returned by Fax or Email	0

##### Generation method

VoteWA	18
Other online programs	0
PDF originating from county	0
Non-UOCAVA ballots issued electronically	5

##### AVU

Estimated number of paper ballots printed by AVU	0
--	---

#### Category discrepancy explanation

#### VoteWA discrepancy explanation

Report prepared by: Ruth Martin

Date: February 18, 2022

Contact number: (509) 888-6403

# Cumulative Results Report

February Special

Run Time 11:17 AM

Run Date 02/17/2022

# Douglas County

February Special Election

2/8/2022

Page 1

# Official Results

Registered Voters

1242 of 2973 = 41.78%

Precincts Reporting

11 of 11 = 100.00%

## Coulee-Hartline School District No. 151 - Proposition No. 1

Precincts			Voters		
Counted	Total	Percent	Ballots	Registered	Percent
2	2	100.00%	39	126	30.95%

Choice	Party	Absentee Voting		Total	
Levy Yes		26	66.67%	26	66.67%
Levy No		13	33.33%	13	33.33%
Cast Votes:		39	100.00%	39	100.00%
Undervotes:		0		0	
Overvotes:		0		0	
Rejected write-in votes:		0		0	
write-in votes:		0		0	

## Grand Coulee Dam School District No. 301J - Proposition No. 1

Precincts			Voters		
Counted	Total	Percent	Ballots	Registered	Percent
3	3	100.00%	111	233	47.64%

Choice	Party	Absentee Voting		Total	
Levy Yes		47	42.73%	47	42.73%
Levy No		63	57.27%	63	57.27%
Cast Votes:		110	100.00%	110	100.00%
Undervotes:		1		1	
Overvotes:		0		0	
Rejected write-in votes:		0		0	
write-in votes:		0		0	

## Cumulative Results Report

February Special

Run Time 11:17 AM

Run Date 02/17/2022

## Douglas County

February Special Election

2/8/2022

Page 2

## Official Results

Registered Voters

1242 of 2973 = 41.78%

Precincts Reporting

11 of 11 = 100.00%

### Grand Coulee Dam School District No. 301J - Proposition No. 2

Precincts			Voters		
Counted	Total	Percent	Ballots	Registered	Percent
3	3	100.00%	111	233	47.64%

Choice	Party	Absentee Voting		Total	
Levy Yes		39	36.45%	39	36.45%
Levy No		68	63.55%	68	63.55%
Cast Votes:		107	100.00%	107	100.00%
Undervotes:		4		4	
Overvotes:		0		0	
Rejected write-in votes:		0		0	
write-in votes:		0		0	

### Lake Chelan School District No. 129 - Proposition No. 1

Precincts			Voters		
Counted	Total	Percent	Ballots	Registered	Percent
3	3	100.00%	98	276	35.51%

Choice	Party	Absentee Voting		Total	
Levy Yes		35	35.71%	35	35.71%
Levy No		63	64.29%	63	64.29%
Cast Votes:		98	100.00%	98	100.00%
Undervotes:		0		0	
Overvotes:		0		0	
Rejected write-in votes:		0		0	
write-in votes:		0		0	

## Cumulative Results Report

February Special

Run Time 11:17 AM

Run Date 02/17/2022

## Douglas County

February Special Election

2/8/2022

Page 3

## Official Results

Registered Voters

1242 of 2973 = 41.78%

Precincts Reporting

11 of 11 = 100.00%

### Orondo School District No. 13 - Proposition No. 1

Precincts			Voters		
Counted	Total	Percent	Ballots	Registered	Percent
3	3	100.00%	346	939	36.85%

Choice	Party	Absentee Voting		Total	
Levy Yes		215	62.14%	215	62.14%
Levy No		131	37.86%	131	37.86%
Cast Votes:		346	100.00%	346	100.00%
Undervotes:		0		0	
Overvotes:		0		0	
Rejected write-in votes:		0		0	
write-in votes:		0		0	

### Palisades School District No. 102 - Proposition No. 1

Precincts			Voters		
Counted	Total	Percent	Ballots	Registered	Percent
1	1	100.00%	81	133	60.90%

Choice	Party	Absentee Voting		Total	
Levy Yes		68	83.95%	68	83.95%
Levy No		13	16.05%	13	16.05%
Cast Votes:		81	100.00%	81	100.00%
Undervotes:		0		0	
Overvotes:		0		0	
Rejected write-in votes:		0		0	
write-in votes:		0		0	

## Cumulative Results Report

February Special

Run Time 11:17 AM

Run Date 02/17/2022

## Douglas County

February Special Election

2/8/2022

Page 4

## Official Results

Registered Voters

1242 of 2973 = 41.78%

Precincts Reporting

11 of 11 = 100.00%

### Quincy School District No. 144-101 - Proposition No. 1

Precincts			Voters		
Counted	Total	Percent	Ballots	Registered	Percent
1	1	100.00%	26	56	46.43%

Choice	Party	Absentee Voting		Total	
Levy Yes		23	88.46%	23	88.46%
Levy No		3	11.54%	3	11.54%
Cast Votes:		26	100.00%	26	100.00%
Undervotes:		0		0	
Overvotes:		0		0	
Rejected write-in votes:		0		0	
write-in votes:		0		0	

### Waterville School District No. 209 - Proposition No. 1

Precincts			Voters		
Counted	Total	Percent	Ballots	Registered	Percent
8	8	100.00%	541	1,210	44.71%

Choice	Party	Absentee Voting		Total	
Levy Yes		331	61.30%	331	61.30%
Levy No		209	38.70%	209	38.70%
Cast Votes:		540	100.00%	540	100.00%
Undervotes:		1		1	
Overvotes:		0		0	
Rejected write-in votes:		0		0	
write-in votes:		0		0	

\*\*\* End of report \*\*\*

**Precinct Results Report**

February Special

Run Time 11:18 AM

Run Date 02/17/2022

**Douglas County**

February Special Election

2/8/2022

Page 1

**Official Results**

**Registered Voters**

1242 of 2973 = 41.78%

**Precincts Reporting**

11 of 11 = 100.00%

**205**

362 of 809 registered voters = 44.75%

**Waterville School District No. 209 - Proposition No. 1**

<b>Choice</b>	<b>Party</b>	<b>Absentee Voting</b>		<b>Total</b>	
Levy Yes		233	64.54%	233	64.54%
Levy No		128	35.46%	128	35.46%
	Cast Votes:	361	100.00%	361	100.00%
	Undervotes:	1		1	
	Overvotes:	0		0	
	Rejected write-in votes:	0		0	
	write-in votes:	0		0	



**Precinct Results Report**

February Special

Run Time 11:18 AM

Run Date 02/17/2022

**Douglas County**

February Special Election

2/8/2022

Page 2

**Official Results****Registered Voters**

1242 of 2973 = 41.78%

**Precincts Reporting**

11 of 11 = 100.00%

**209**

109 of 191 registered voters = 57.07%

**Palisades School District No. 102 - Proposition No. 1**

Choice	Party	Absentee Voting		Total	
Levy Yes		68	83.95%	68	83.95%
Levy No		13	16.05%	13	16.05%
	Cast Votes:	81	100.00%	81	100.00%
	Undervotes:	0		0	
	Overvotes:	0		0	
	Rejected write-in votes:	0		0	
	write-in votes:	0		0	

**Quincy School District No. 144-101 - Proposition No. 1**

Choice	Party	Absentee Voting		Total	
Levy Yes		23	88.46%	23	88.46%
Levy No		3	11.54%	3	11.54%
	Cast Votes:	26	100.00%	26	100.00%
	Undervotes:	0		0	
	Overvotes:	0		0	
	Rejected write-in votes:	0		0	
	write-in votes:	0		0	

**Waterville School District No. 209 - Proposition No. 1**

Choice	Party	Absentee Voting		Total	
Levy Yes		0	0.00%	0	0.00%
Levy No		2	100.00%	2	100.00%
	Cast Votes:	2	100.00%	2	100.00%
	Undervotes:	0		0	
	Overvotes:	0		0	
	Rejected write-in votes:	0		0	
	write-in votes:	0		0	

**Precinct Results Report**

February Special

Run Time 11:18 AM

Run Date 02/17/2022

**Douglas County**

February Special Election

2/8/2022

Page 3

**Official Results**

**Registered Voters**

1242 of 2973 = 41.78%

**Precincts Reporting**

11 of 11 = 100.00%

**211**

56 of 131 registered voters = 42.75%

**Coulee-Hartline School District No. 151 - Proposition No. 1**

Choice	Party	Absentee Voting		Total	
Levy Yes		14	87.50%	14	87.50%
Levy No		2	12.50%	2	12.50%
	Cast Votes:	16	100.00%	16	100.00%
	Undervotes:	0		0	
	Overvotes:	0		0	
	Rejected write-in votes:	0		0	
	write-in votes:	0		0	

**Waterville School District No. 209 - Proposition No. 1**

Choice	Party	Absentee Voting		Total	
Levy Yes		19	47.50%	19	47.50%
Levy No		21	52.50%	21	52.50%
	Cast Votes:	40	100.00%	40	100.00%
	Undervotes:	0		0	
	Overvotes:	0		0	
	Rejected write-in votes:	0		0	
	write-in votes:	0		0	

Precinct Results Report

Douglas County

Official Results

February Special

February Special Election

Registered Voters

1242 of 2973 = 41.78%

Precincts Reporting

11 of 11 = 100.00%

Run Time 11:18 AM

2/8/2022

Run Date 02/17/2022

Page 4

213

137 of 312 registered voters = 43.91%

Lake Chelan School District No. 129 - Proposition No. 1

Choice	Party	Absentee Voting		Total	
Levy Yes		0	0.00%	0	0.00%
Levy No		0	0.00%	0	0.00%
	Cast Votes:	0	0.00%	0	0.00%
	Undervotes:	0		0	
	Overvotes:	0		0	
	Rejected write-in votes:	0		0	
	write-in votes:	0		0	

Orondo School District No. 13 - Proposition No. 1

Choice	Party	Absentee Voting		Total	
Levy Yes		0	0.00%	0	0.00%
Levy No		2	100.00%	2	100.00%
	Cast Votes:	2	100.00%	2	100.00%
	Undervotes:	0		0	
	Overvotes:	0		0	
	Rejected write-in votes:	0		0	
	write-in votes:	0		0	

Waterville School District No. 209 - Proposition No. 1

Choice	Party	Absentee Voting		Total	
Levy Yes		78	57.78%	78	57.78%
Levy No		57	42.22%	57	42.22%
	Cast Votes:	135	100.00%	135	100.00%
	Undervotes:	0		0	
	Overvotes:	0		0	
	Rejected write-in votes:	0		0	
	write-in votes:	0		0	

**Precinct Results Report**

February Special

Run Time 11:18 AM

Run Date 02/17/2022

**Douglas County**

February Special Election

2/8/2022

Page 5

**Official Results**

**Registered Voters**

1242 of 2973 = 41.78%

**Precincts Reporting**

11 of 11 = 100.00%

**307**

46 of 89 registered voters = 51.69%

**Grand Coulee Dam School District No. 301J - Proposition No. 1**

Choice	Party	Absentee Voting		Total	
Levy Yes		18	39.13%	18	39.13%
Levy No		28	60.87%	28	60.87%
	Cast Votes:	46	100.00%	46	100.00%
	Undervotes:	0		0	
	Overvotes:	0		0	
	Rejected write-in votes:	0		0	
	write-in votes:	0		0	

**Grand Coulee Dam School District No. 301J - Proposition No. 2**

Choice	Party	Absentee Voting		Total	
Levy Yes		15	34.09%	15	34.09%
Levy No		29	65.91%	29	65.91%
	Cast Votes:	44	100.00%	44	100.00%
	Undervotes:	2		2	
	Overvotes:	0		0	
	Rejected write-in votes:	0		0	
	write-in votes:	0		0	

Precinct Results Report

Douglas County

Official Results

February Special

February Special Election

Registered Voters

1242 of 2973 = 41.78%

Precincts Reporting

11 of 11 = 100.00%

Run Time 11:18 AM

2/8/2022

Run Date 02/17/2022

Page 6

308

23 of 83 registered voters = 27.71%

Coulee-Hartline School District No. 151 - Proposition No. 1

Choice	Party	Absentee Voting		Total	
Levy Yes		12	52.17%	12	52.17%
Levy No		11	47.83%	11	47.83%
Cast Votes:		23	100.00%	23	100.00%
Undervotes:		0		0	
Overvotes:		0		0	
Rejected write-in votes:		0		0	
write-in votes:		0		0	

Grand Coulee Dam School District No. 301J - Proposition No. 1

Choice	Party	Absentee Voting		Total	
Levy Yes		0	0.00%	0	0.00%
Levy No		0	0.00%	0	0.00%
Cast Votes:		0	0.00%	0	0.00%
Undervotes:		0		0	
Overvotes:		0		0	
Rejected write-in votes:		0		0	
write-in votes:		0		0	

Grand Coulee Dam School District No. 301J - Proposition No. 2

Choice	Party	Absentee Voting		Total	
Levy Yes		0	0.00%	0	0.00%
Levy No		0	0.00%	0	0.00%
Cast Votes:		0	0.00%	0	0.00%
Undervotes:		0		0	
Overvotes:		0		0	
Rejected write-in votes:		0		0	
write-in votes:		0		0	

**Precinct Results Report**

February Special

Run Time 11:18 AM

Run Date 02/17/2022

**Douglas County**

February Special Election

2/8/2022

Page 7

**Official Results**

**Registered Voters**

1242 of 2973 = 41.78%

**Precincts Reporting**

11 of 11 = 100.00%

**308**

23 of 83 registered voters = 27.71%

**Waterville School District No. 209 - Proposition No. 1**

<b>Choice</b>	<b>Party</b>	<b>Absentee Voting</b>		<b>Total</b>	
Levy Yes		0	0.00%	0	0.00%
Levy No		0	0.00%	0	0.00%
	Cast Votes:	0	0.00%	0	0.00%
	Undervotes:	0		0	
	Overvotes:	0		0	
	Rejected write-in votes:	0		0	
	write-in votes:	0		0	

**Precinct Results Report**

February Special

Run Time 11:18 AM

Run Date 02/17/2022

**Douglas County**

February Special Election

2/8/2022

Page 8

**Official Results**

**Registered Voters**

1242 of 2973 = 41.78%

**Precincts Reporting**

11 of 11 = 100.00%

**309**

22 of 79 registered voters = 27.85%

**Lake Chelan School District No. 129 - Proposition No. 1**

Choice	Party	Absentee Voting		Total	
Levy Yes		8	36.36%	8	36.36%
Levy No		14	63.64%	14	63.64%
	Cast Votes:	22	100.00%	22	100.00%
	Undervotes:	0		0	
	Overvotes:	0		0	
	Rejected write-in votes:	0		0	
	write-in votes:	0		0	

**Waterville School District No. 209 - Proposition No. 1**

Choice	Party	Absentee Voting		Total	
Levy Yes		0	0.00%	0	0.00%
Levy No		0	0.00%	0	0.00%
	Cast Votes:	0	0.00%	0	0.00%
	Undervotes:	0		0	
	Overvotes:	0		0	
	Rejected write-in votes:	0		0	
	write-in votes:	0		0	

**Precinct Results Report**

February Special

Run Time 11:18 AM

Run Date 02/17/2022

**Douglas County**

February Special Election

2/8/2022

Page 9

**Official Results**

**Registered Voters**

1242 of 2973 = 41.78%

**Precincts Reporting**

11 of 11 = 100.00%

**311**

125 of 368 registered voters = 33.97%

**Orondo School District No. 13 - Proposition No. 1**

<b>Choice</b>	<b>Party</b>	<b>Absentee Voting</b>		<b>Total</b>	
Levy Yes		84	67.20%	84	67.20%
Levy No		41	32.80%	41	32.80%
	Cast Votes:	125	100.00%	125	100.00%
	Undervotes:	0		0	
	Overvotes:	0		0	
	Rejected write-in votes:	0		0	
	write-in votes:	0		0	



Precinct Results Report

Douglas County

Official Results

February Special

February Special Election

Registered Voters

1242 of 2973 = 41.78%

Precincts Reporting

11 of 11 = 100.00%

Run Time 11:18 AM

2/8/2022

Run Date 02/17/2022

Page 10

312

297 of 768 registered voters = 38.67%

Lake Chelan School District No. 129 - Proposition No. 1

Choice	Party	Absentee Voting		Total	
Levy Yes		27	35.53%	27	35.53%
Levy No		49	64.47%	49	64.47%
Cast Votes:		76	100.00%	76	100.00%
Undervotes:		0		0	
Overvotes:		0		0	
Rejected write-in votes:		0		0	
write-in votes:		0		0	

Orondo School District No. 13 - Proposition No. 1

Choice	Party	Absentee Voting		Total	
Levy Yes		131	59.82%	131	59.82%
Levy No		88	40.18%	88	40.18%
Cast Votes:		219	100.00%	219	100.00%
Undervotes:		0		0	
Overvotes:		0		0	
Rejected write-in votes:		0		0	
write-in votes:		0		0	

Waterville School District No. 209 - Proposition No. 1

Choice	Party	Absentee Voting		Total	
Levy Yes		1	50.00%	1	50.00%
Levy No		1	50.00%	1	50.00%
Cast Votes:		2	100.00%	2	100.00%
Undervotes:		0		0	
Overvotes:		0		0	
Rejected write-in votes:		0		0	
write-in votes:		0		0	

**Precinct Results Report**

February Special

Run Time 11:18 AM

Run Date 02/17/2022

**Douglas County**

February Special Election

2/8/2022

Page 11

**Official Results**

**Registered Voters**

1242 of 2973 = 41.78%

**Precincts Reporting**

11 of 11 = 100.00%

**313**

0 of 0 registered voters = 0.00%

**Waterville School District No. 209 - Proposition No. 1**

<b>Choice</b>	<b>Party</b>	<b>Absentee Voting</b>		<b>Total</b>	
Levy Yes		0	0.00%	0	0.00%
Levy No		0	0.00%	0	0.00%
	Cast Votes:	0	0.00%	0	0.00%
	Undervotes:	0		0	
	Overvotes:	0		0	
	Rejected write-in votes:	0		0	
	write-in votes:	0		0	

**Precinct Results Report**

February Special

Run Time 11:18 AM

Run Date 02/17/2022

**Douglas County**

February Special Election

2/8/2022

Page 12

**Official Results****Registered Voters**

1242 of 2973 = 41.78%

**Precincts Reporting**

11 of 11 = 100.00%

**314**

65 of 143 registered voters = 45.45%

**Grand Coulee Dam School District No. 301J - Proposition No. 1**

Choice	Party	Absentee Voting		Total	
Levy Yes		29	45.31%	29	45.31%
Levy No		35	54.69%	35	54.69%
	Cast Votes:	64	100.00%	64	100.00%
	Undervotes:	1		1	
	Overvotes:	0		0	
	Rejected write-in votes:	0		0	
	write-in votes:	0		0	

**Grand Coulee Dam School District No. 301J - Proposition No. 2**

Choice	Party	Absentee Voting		Total	
Levy Yes		24	38.10%	24	38.10%
Levy No		39	61.90%	39	61.90%
	Cast Votes:	63	100.00%	63	100.00%
	Undervotes:	2		2	
	Overvotes:	0		0	
	Rejected write-in votes:	0		0	
	write-in votes:	0		0	

\*\*\* End of report \*\*\*