



# Official Returns

of the

## February Special Election

held in

### Douglas County


### February 13, 2018

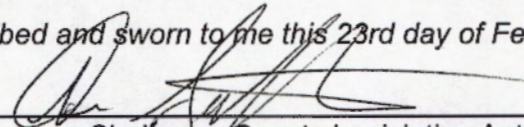
# State of Washington

## Oath of County Auditor or Supervisor of Elections

STATE OF WASHINGTON            )  
  ) ss.  
COUNTY OF DOUGLAS

I solemnly swear that the returns of the February Special Election held on February 13, 2018 in Douglas County, State of Washington, have been in no way altered and that they are the same as when they were deposited in my office.

  
\_\_\_\_\_  
County Auditor or Supervisor of Elections


*Subscribed and sworn to me this 23rd day of February, 2018*  
  
\_\_\_\_\_  
Chairman, County Legislative Authority


## Certification of the Canvassing Board


STATE OF WASHINGTON            )  
  ) ss.  
COUNTY OF DOUGLAS

The undersigned officers designated by law as constituting the Canvassing Board for the County of Douglas, State of Washington, hereby certify that this is a full, true and correct copy of the Abstract of Votes including the cumulative results, precinct results, and a reconciliation report of votes cast at the General Election held on February 13, 2018 in Douglas County, State of Washington, and that the following are the true and reconciled numbers of voters and votes counted.

*Witness our hands and official seal this 23rd day of February, 2018*

  
\_\_\_\_\_  
County Auditor or Supervisor of Elections

  
\_\_\_\_\_  
Chairman, County Legislative Authority

  
\_\_\_\_\_  
County Prosecuting Attorney

**Cumulative Results**

Official 2018 Feb Special Election

Run Time 11:15 AM

Run Date 02/23/2018

**Douglas**

February Special Election

2/13/2018

Page 1 of 2

**Official results****Registered Voters**

927 of 1994 = 46.49 %

**Precincts Reporting**

0 of 25 = 0.00 %

**Douglas County Hospital District No.2 - Proposition 1**

Choice	Party	Absentee Voting		Total	
Yes		458	78.16%	458	78.16%
No		114	19.45%	114	19.45%
Cast Votes:		572	97.61%	572	97.61%
Undervotes:		14	2.39%	14	2.39%
Overvotes:		0	0.00%	0	0.00%
Uncertified write-in :		0	0.00%	0	0.00%

**Coulee-Hartline School District No. 151 - Proposition 1**

Choice	Party	Absentee Voting		Total	
Levy Yes		22	57.89%	22	57.89%
Levy No		16	42.11%	16	42.11%
Cast Votes:		38	100.00%	38	100.00%
Undervotes:		0	0.00%	0	0.00%
Overvotes:		0	0.00%	0	0.00%
Uncertified write-in :		0	0.00%	0	0.00%

**Orondo School District No. 13 - Proposition 1**

Choice	Party	Absentee Voting		Total	
Levy Yes		141	57.55%	141	57.55%
Levy No		104	42.45%	104	42.45%
Cast Votes:		245	100.00%	245	100.00%
Undervotes:		0	0.00%	0	0.00%
Overvotes:		0	0.00%	0	0.00%
Uncertified write-in :		0	0.00%	0	0.00%

**Cumulative Results**

Official 2018 Feb Special Election

Run Time 11:15 AM

Run Date 02/23/2018

**Douglas**

February Special Election

2/13/2018

Page 2 of 2

**Official results****Registered Voters**

927 of 1994 = 46.49 %

**Precincts Reporting**

0 of 25 = 0.00 %

**Palisades School District No. 102 - Proposition 1**

Choice	Party	Absentee Voting		Total	
Levy Yes		47	79.66%	47	79.66%
Levy No		12	20.34%	12	20.34%
Cast Votes:		59	100.00%	59	100.00%
Undervotes:		0	0.00%	0	0.00%
Overvotes:		0	0.00%	0	0.00%
Uncertified write-in :		0	0.00%	0	0.00%

**Waterville School District No. 209 - Proposition 1**

Choice	Party	Absentee Voting		Total	
Levy Yes		382	69.84%	382	69.84%
Levy No		162	29.62%	162	29.62%
Cast Votes:		544	99.45%	544	99.45%
Undervotes:		3	0.55%	3	0.55%
Overvotes:		0	0.00%	0	0.00%
Uncertified write-in :		0	0.00%	0	0.00%